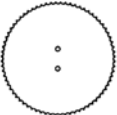
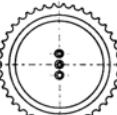

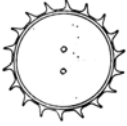
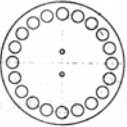
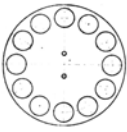
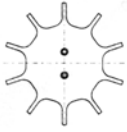
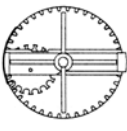
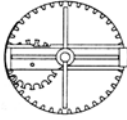


Colorblend & Synchroblend Disc Guide

Disc.	Disc Nomenclature Used in the Controller	Minimum/Maximum Disc Revolution	Weight per Disc Revolution (Bulk Density 35lb/cuft)	Min. Throughput w/ 100% Continuous Running (Bulk Density 35lb/cuft)	Max. Throughput w/ 100% Continuous Running (Bulk Density 35lb/cuft)	Weight per Disc Revolution (Bulk Density 44lb/cuft)	Min Throughput w/ 100% Continuous Running (Bulk Density 44lb/cuft)	Max. Throughput w/ 100% Continuous Running (Bulk Density 44lb/cuft)
DD30-030672  Default Calibration # 1.50 g/rev	P030672 # of Holes Diameter Disc Thickness	0.2 Rev./min 6.4 Rev./min (6.4 RPM)	1.53 g/Rev. 0.02g/Hole	0.04 lb/hr 0.02 kg/hr	1.30 lb/hr 0.59 kg/hr	1.95 g/Rev. 0.027 g/Hole	0.04 lb/hr 0.02 kg/hr	1.65 lb/hr 0.75 kg/hr
		0.5 Rev./min 11.5 Rev./min (11.5 RPM)		0.10 lb/hr 0.045 kg/hr	2.32 lb/hr 1.05 kg/hr		0.12 lb/hr 0.05 kg/hr	2.89 lb/hr 1.31 kg/hr
		1.0 Rev./min 35.5 Rev./min (35.5 RPM)		0.19 lb/hr 0.09 kg/hr	7.16 lb/hr 3.25 kg/hr		0.26 lb/hr 0.12 kg/hr	9.00 lb/hr 4.10 kg/hr
D30-051040  Default Calibration # 4.00g/rev	051040 # of Holes Diameter Disc Thickness	0.2 Rev./min 6.4 Rev./min (6.4 RPM)	4.24 g/Rev. 0.11 g/Hole	0.11 lb/hr 0.05 kg/hr	3.59 lb/hr 1.63 kg/hr	5.39 g/Rev. 0.13 g/Hole	0.15 lb/hr 0.07 kg/hr	4.56 lb/hr 2.07 kg/hr
		0.5 Rev./min 11.5 Rev./min (11.5 RPM)		0.27 lb/hr 0.12 kg/hr	6.33 lb/hr 2.87 kg/hr		0.35 lb/hr 0.15 kg/hr	8.00 lb/hr 3.62 kg/hr
		1.0 Rev./min 35.5 Rev./min (35.5 RPM)		0.55 lb/hr 0.25 kg/hr	19.80 lb/hr 9.00 kg/hr		0.70 lb/hr .32 kg/hr	25.30 lb/hr 11.50 kg/hr
D30-051725  Default Calibration # 7.30 g/rev	051725 # of Holes Diameter Disc Thickness	0.2 Rev./min 6.4 Rev./min (6.4 RPM)	7.37 g/Rev. 0.30 g/Hole	0.20 lb/hr 0.09 kg/hr	6.23 lb/hr 2.83 kg/hr	9.38 g/Rev. 0.38 g/Hole	0.24 lb/hr 0.11 kg/hr	7.90 lb/hr 3.60 kg/hr
		0.5 Rev./min 11.5 Rev./min (11.5 RPM)		0.48 lb/hr 0.22 kg/hr	11.0 lb/hr 4.99 kg/hr		0.61 lb/hr 0.27 kg/hr	14.0 lb/hr 6.36 kg/hr
		1.0 Rev./min 35.5 Rev./min (35.5 RPM)		1.00 lb/hr 0.44 kg/hr	34.60 lb/hr 15.70 kg/hr		1.25 lb/hr 0.57 kg/hr	44.00 lb/hr 20.00 kg/hr

DD30-051818  Default Calibration # 13.50 g/rev	051818 # of Holes Diameter Disc Thickness	0.2 Rev./min 6.4 Rev./min (6.4 RPM)	13.42 g/Rev. 0.75 g/Hole	0.35 lb/hr 0.16 kg/hr	11.40 lb/hr 5.15 kg/lb	17.08 g/Rev. 0.95 g/Hole	0.44 lb/hr 0.20 kg/hr	14.50 lb/hr 6.56 kg/hr
		0.5 Rev./min 11.5 Rev./min (11.5 RPM)		0.85 lb/hr 0.39 kg/hr	19.60 lb/hr 8.89 kg/hr		1.12 lb/hr 0.51 kg/hr	25.63 lb/hr 11.62 kg/hr
		1.0 Rev./min 35.5 Rev./min (35.5 RPM)		1.76 lb/hr 0.80 kg/hr	63.00 lb/hr 28.60 kg/hr		2.20 lb/hr 1.00 kg/hr	80.25 lb/hr 36.40 kg/hr
DT30-101820  Default Calibration # 28.00 g/rev	101820 # of Holes Diameter Disc Thickness	0.2 Rev./min 6.4 Rev./min (6.4 RPM)	28.00 g/Rev. 1.40 g/Hole	0.75 lb/hr 0.34 kg/hr	23.70 lb/hr 10.75 kg/hr	35.63 g/Rev. 1.78 g/Hole	1.00 lb/hr 0.43 kg/hr	30.10 lb/hr 13.68 kg/hr
		0.5 Rev./min 11.5 Rev./min (11.5 RPM)		1.85 lb/hr 0.84 kg/hr	42.23 lb/hr 19.15 lb/hr		2.31 lb/hr 1.05 kg/hr	52.78 lb/hr 23.94 kg/hr
		1.0 Rev./min 35.5 Rev./min (35.5 RPM)		3.7 lb/hr 1.68 kg/hr	131.50 lb/hr 59.70 kg/hr		4.70 lb/hr 2.14 kg/hr	167.30 lb/hr 75.90 kg/hr
DT30-102025 Sure Shot Disc No Picture Default Calibration # 33.00 g/rev	P102025 # of Holes Diameter Disc Thickness	0.2 Rev./min 6.4 Rev./min (6.4 RPM)	33.60 g/Rev. 1.30 g/Hole	0.87 lb/hr 0.40 kg/hr	27.94 lb/hr 12.67 kg/hr	42.75 g/Rev. 1.71 g/Hole	1.12 lb/hr 0.50 kg/hr	35.56 lb/hr 16.12 kg/hr
		0.5 Rev./min 11.5 Rev./min (11.5 RPM)		2.18 lb/hr 0.99 kg/hr	49.77 lb/hr 22.57 kg/hr		2.77 lb/hr 1.26 kg/hr	63.34 lb/hr 28.72 kg/hr
		1.0 Rev./min 35.5 Rev./min (35.5 RPM)		4.36 lb/hr 1.98 kg/hr	154.90 lb/hr 70.29 kg/hr		5.55 lb/hr 2.52 kg/hr	197.25 lb/hr 89.46 kg/hr

DT30-203012  Default Calibration # 95.00 g/rev	203012 # of Holes Diameter Disc Thickness	0.2 Rev./min 6.4 Rev./min (6.4 RPM)	95.09 g/Rev. 7.92 g/Hole	2.51 lb/hr 1.14 kg/hr	80.50 lb/hr 36.50 kg/hr	118.72 g/Rev. 9.89 g/Hole	3.13 lb/hr 1.42 kg/hr	100.53 lb/hr 45.60 kg/hr
		0.5 Rev./min 11.5 Rev./min (11.5 RPM)		6.28 lb/hr 2.85 kg/hr	143.28 lb/hr 65.00 kg/hr		7.80 lb/hr 3.54 kg/hr	178.00 lb/hr 80.71 kg/hr
		1.0 Rev./min 35.5 Rev./min (35.5 RPM)		12.50 lb/hr 5.70 kg/hr	446.54 lb/hr 202.50 kg/hr		15.65 lb/hr 7.10 kg/hr	557.55 lb/hr 252.90 kg/hr
DT30-204010F  Default Calibration # 150.00 g/rev	204010 # of Holes Diameter Disc Thickness	0.2 Rev./min 6.4 Rev./min (6.4 RPM)	151.15 g/Rev. 15.12 g/Hole	4.00 lb/hr 1.80 kg/hr	128.00 lb/hr 59.00 kg/hr	188.72 g/Rev. 18.87 g/Hole	5.00 lb/hr 2.25 kg/hr	160.00 lb/hr 72.50 kg/hr
		0.5 Rev./min 11.5 Rev./min (11.5 RPM)		10.00 lb/hr 4.53 kg/hr	227.74 lb/hr 103.28 kg/hr		12.43 lb/hr 5.64 kg/hr	283.54 lb/hr 129.00 kg/hr
		1.0 Rev./min 35.5 Rev./min (35.5 RPM)		20.00 lb/hr 9.00 kg/hr	705.00 lb/hr 320.00 lb/hr		25.00 lb/hr 11.30 kg/hr	886.00 lb/hr 402.00 kg/hr
DP30-050940  Default Calibration # 15.00 g/rev	P050940 # of Holes Diameter Disc Thickness	0.2 Rev./min 6.4 Rev./min (6.4 RPM)	15.64 g/Rev. 0.39 g/Hole	0.41 lb/hr 0.187 kg/hr	13.20 lb/hr 6.00 kg/hr	19.53 lb/hr 0.49 g/Hole	0.51 lb/hr 0.23 kg/hr	16.50 lb/hr 7.50 kg/hr
		0.5 Rev./min 11.5 Rev./min (11.5 RPM)		1.00 lb/hr 0.45 kg/hr	22.62 lb/hr 10.62 kg/hr		0.12 lb/hr 0.57 kg/hr	28.65 lb/hr 13.80 kg/hr
		1.0 Rev./min 35.5 Rev./min (35.5 RPM)		2.00 lb/hr 0.94 kg/hr	73.40 lb/hr 33.30 kg/hr		2.60 lb/hr 1.17 kg/hr	91.70 lb/hr 41.60 kg/hr

DP30-250940  Default Calibration # 7.80 g/rev	P250940 # of Holes Diameter Disc Thickness	0.2 Rev./min 6.4 Rev./min (6.4 RPM)	7.82 g/Rev. 0.20 g/Hole	0.20 lb/hr 0.093 kg/hr	13.2 lb/hr 3.00 kg/hr	9.76 g/Rev. 0.245 g/Hole	0.26 lb/hr 0.115 kg/hr	8.25 lb/hr 3.75 kg/hr
		0.5 Rev./min 11.5 Rev./min (11.5 RPM)		0.46 lb/hr 0.21 kg/hr	10.55 lb/hr 4.78 kg/hr		0.60 lb/hr 0.27 kg/hr	13.57 lb/hr 6.15 kg/hr
		1.0 Rev./min 35.5 Rev./min (35.5 RPM)		1.00 lb/hr 0.47 kg/hr	36.70 lb/hr 16.65 kg/hr		1.30 lb/hr 0.58 kg/hr	45.85 lb/hr 20.80 kg/hr